


## N39400 Series High-accuracy Multi-channel Programmable DC Power Supply



### Product Introduction

N39400 series is a high-accuracy & multi-channel programmable DC power supply with standard 19-inch 2U design, available for rack installation. N39400 standalone supports Max. 4 channels output, with channels isolated. Both local operation on front panel and remote control on a computer are supported. N39400 can be widely used in lab test, system integration test, production aging line, etc.

### Main Features

- ▶ Voltage range: 60V/150V
- ▶ Current range: 4A/6A/10A/15A
- ▶ Power range: 200W/360W/600W
- ▶ Single device with up to 4 channels, each channel isolated
- ▶ Multiple protections: OVP, OCP, OTP and short circuit
- ▶ Equipped with LCD screen and user-friendly interface
- ▶ CC&CV priority function
- ▶ LAN port and RS232 interface
- ▶ Dual LAN ports design

### Ultra-high integration, single device with up to 4 channels

N39400 series adopts the standard 19-inch 2U design, with Max.4 channels in a single device. Each channel is isolated. One device can support 4-station test simultaneously, which greatly reduces the test equipment quantity and improves test efficiency.

### Remote control

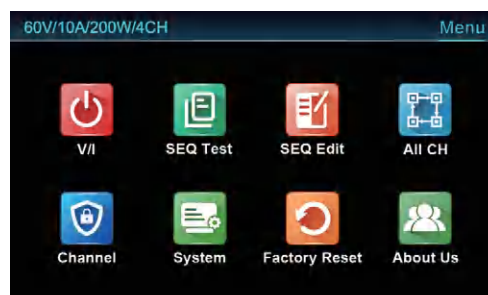
N39400 series supports remote control, providing RS232 and LAN port to communicate with the computer, and realizing all functions on the panel via computer application software.

### Remote sense

N39400 series provides remote sense function, which can transfer the actual voltage of the load back to N39400 so that N39400 can compensate for the output voltage and eliminate lead wire errors.

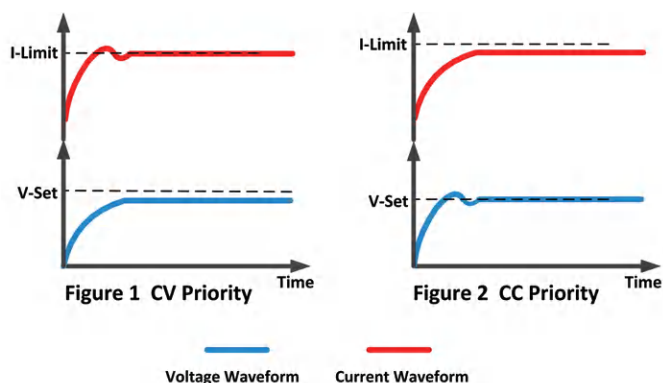
### UI flat icons

UI flat icons offer convenient and quick operation.



## CC&CV priority function

N39400 has the function of selecting priority of voltage-control loop or current-control loop, which enables N39400 to adopt the optimal test mode for different DUTs, and thus protect the DUT.




As shown in figure one, when the DUT requires reducing voltage overshoot during test, such as supplying power to a low-voltage processor or FPGA core, voltage priority mode should be selected to obtain fast and smooth rise voltage.

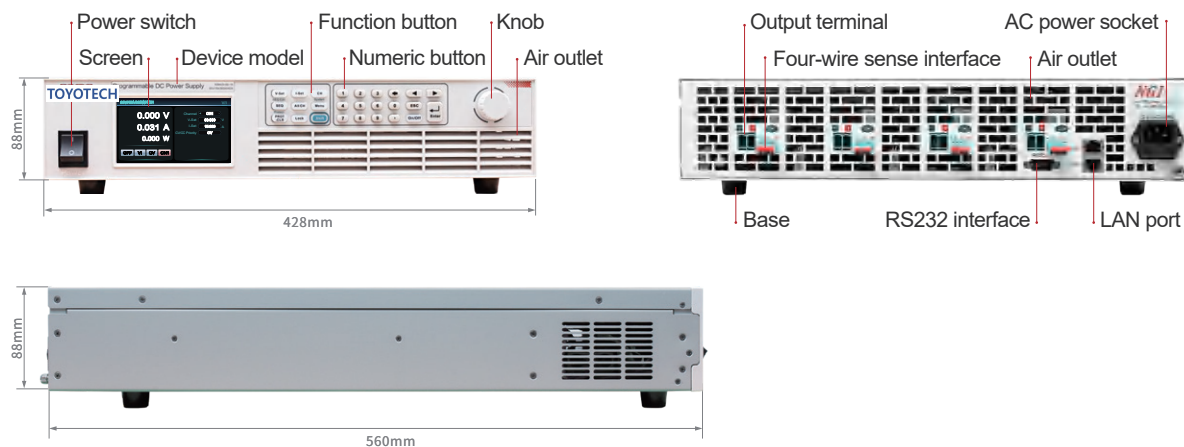
As shown in figure two, when the DUT requires reducing current overshoot during test, or when the DUT is with low impedance, such as battery charging scenario, current priority mode should be selected to obtain fast and smooth rise current.

## Dual LAN ports for multiple devices control

N39400 is equipped with two LAN ports, which can support multiple devices control for quick adjustment and test.



## Product Dimension



## Technical Data Sheet(1)

Model	N39420-60-10	N39436-60-15	N39460-60-15
Voltage	60V/CH		
Current	10A/CH	15A/CH	15A/CH
Power	200W/CH	360W/CH	600W/CH
Channels	4CH		
CV Mode			
Range	0~60V		
Setting Resolution	1mV		
Setting Accuracy (23±5℃)	0.05%+0.1%F.S.		
Setting Temperature Coefficient	50ppm/℃		
Readback Resolution	1mV		
Readback Accuracy(23±5℃)	0.05%+0.1%F.S.		
Readback Temperature Coefficient	50ppm/℃		
CC Mode			
Range	0~10A	0~15A	0~15A
Setting Resolution	1mA		
Setting Accuracy (23±5℃)	0.1%+0.1%F.S.		
Setting Temperature Coefficient	50ppm/℃		
Readback Resolution	1mA		
Readback Accuracy (23±5℃)	0.1%+0.1%F.S.		
Readback Temperature Coefficient	50ppm/℃		
Voltage Ripple(20Hz-20MHz)	≤250mVp-p		
	≤20mVrms		
Rise Time(no load)	≤50ms		
Fall Time(no load)	≤50ms		
Load Regulation	≤0.03%(Voltage) / ≤0.05%(Current)		
Line Regulation	≤0.015%(Voltage) / ≤0.05%(Current)		
Others			
Interface	LAN/RS232		
AC Input	Single phase, 220V AC±10%, frequency 47Hz~63Hz		
Temperature	Operating temperature: 0℃~40℃, storage temperature: -20℃~60℃		
Operating Environment	Altitude <2000m, relative humidity: 5%~90%RH(non-condensing), atmospheric pressure: 80~110kPa		
Net Weight	Approx. 10kg		
Dimension	2U, 88.0(H)*482.0(W)with handle*560.0(D)mm		

## Technical Data Sheet(2)

Model	N39420-150-04	N39436-150-06	N39460-150-06
Voltage	150V/CH		
Current	4A/CH	6A/CH	6A/CH
Power	200W/CH	360W/CH	600W/CH
Channels	4CH		
CV Mode			
Range	0~150V		
Setting Resolution	10mV		
Setting Accuracy (23±5℃)	0.05%+0.1%F.S.		
Setting Temperature Coefficient	50ppm/℃		
Readback Resolution	10mV		
Readback Accuracy(23±5℃)	0.05%+0.1%F.S.		
Readback Temperature Coefficient	50ppm/℃		
CC Mode			
Range	0~4A	0~6A	0~6A
Setting Resolution	1mA		
Setting Accuracy (23±5℃)	0.1%+0.1%F.S.		
Setting Temperature Coefficient	50ppm/℃		
Readback Resolution	1mA		
Readback Accuracy (23±5℃)	0.1%+0.1%F.S.		
Readback Temperature Coefficient	50ppm/℃		
Voltage Ripple(20Hz-20MHz)	≤300mVp-p		
	≤25mVrms		
Rise Time(no load)	≤50ms		
Fall Time(no load)	≤50ms		
Load Regulation	≤0.03%(Voltage) / ≤0.05%(Current)		
Line Regulation	≤0.015%(Voltage) / ≤0.05%(Current)		
Others			
Interface	LAN/RS232		
AC Input	Single phase, 220V AC±10%, frequency 47Hz~63Hz		
Temperature	Operating temperature: 0℃~40℃, storage temperature: -20℃~60℃		
Operating Environment	Altitude <2000m, relative humidity: 5%~90%RH(non-condensing), atmospheric pressure: 80~110kPa		
Net Weight	Approx. 10kg		
Dimension	2U, 88.0(H)*482.0(W)with handle*560.0(D)mm		